

MOS FET Relays

Technical Information

Introduction

New models with a wider range of characteristics provide an array of solutions, meeting the needs of today's high performance applications.

Our expanded range of MOS FET relays, Type G3VM, sets the benchmark in Solid State Relays (SSRs). Products are manufactured using the latest advances in automated production and include a variety of improved construction technologies within the areas of the input LED, PDA (Photo Diode Array used as a photocoupler) and MOS FET chips used in the load switching circuit. As a result, further reductions in package size and power requirements have been achieved.

Combining the advantages of mechanical and solid state technology, the new G3VM range gives you unprecedented capability to design. All models featured include a double MOS FET load circuit, enabling the designer complete versatility since it makes no difference whether an AC or DC load in either direction is connected (Connection A). Thus, the MOS FET relay is a fully functional alternative to an electromechanical relay with minimal additional drive circuitry.

The built-in Current Limit Function (CLR models) has many uses. Traditionally used to clamp excessive over current fault conditions in telecom equipment, this feature can also be used to good effect to resist transient and short circuit conditions.

MOS FET relays are the ideal data and telecommunication solution for line seizing, line switching, hook switching, Data Access Arrangement (DAA) function, line transformer circuit control and other feature phone functions. Central office applications require high reliability and long life. Here the G3VM is ideal for use in the areas of Subscriber Line Interfaces (SLICs) Multiplexers and Routers. In addition, Local Area Networks (LANs) and Network Termination Units (NTUs) including Set-Top Boxes (STBs) and Remote Metering Systems (RMS) can take advantage of the G3VMs' small size and low ON resistance.

Advances in performance and cost reduction enable MOS FET relays to be considered as good alternatives to Reed Relays in application areas such as security motion detectors (standard and anti-mask PIRs), and Automated Test Equipment (ATE) probe cards.

Glossary

Term	Symbol	Description
LED forward current	I_F	Rated current that can flow continuously in the forward direction of the LED
Repetitive peak LED forward current	I_{FP}	Rated current that can flow momentarily in the forward direction of the LED
LED forward current reduction rate	$<I_F/^\circ\text{C}$	Rated change of forward current flowing through the LED relative to ambient temperature above 25°C
LED reverse voltage	V_R	Rated reverse voltage that can be applied between the anode and the cathode
Connection temperature	T_J	Rated temperature that can be allowed in the junction of the LED, Photodetector or MOS FET(s)
Load voltage (AC peak / DC)	V_{OFF}	Rated voltage that can be applied between the MOS FET's output terminals in the OFF state
Continuous load current	I_O	Rated current that can flow between the MOS FET's output terminals in the ON state
ON current reduction rate	$<I_{ON}/^\circ\text{C}$	Rated change of load current flowing between MOS FET(s) output terminals relative to ambient temperature above 25°C
Dielectric strength between input and output	V_{I-O}	Isolation voltage between input and output terminals for a specified time
Operating temperature	T_a	Ambient temperature range in which the relay may be operated without impairment
Storage temperature	T_{stg}	Ambient temperature range in which the relay may be stored while not operating
LED forward voltage	V_F	Voltage drop between the LED's anode and cathode at a certain forward current
LED reverse current	I_R	Leakage current flowing in the LED's reverse direction (between cathode and anode)
Capacity between (LED) terminals	C_T	Electrostatic capacitance between the anode and the cathode terminals of the LED
Trigger LED forward current	I_{FT}	Minimum value of input current necessary to put the output MOS FET(s) in to the ON state
Maximum resistance with output ON	R_{ON}	Resistance between the MOS FET's output terminals specified with reference to ON state current
Current leakage when the relay is open	I_{LEAK}	Leakage current flowing between the MOS FET's output terminals in the OFF state
Output Capacitance	C_{off}	Electrostatic capacitance between the output terminals in the OFF state
Capacity between I/O terminals	C_{I-O}	Electrostatic capacitance between the input and output terminals of the relay
Insulation resistance	R_{I-O}	Resistance between the input and output terminals at the specified voltage value
Turn-ON time	t_{ON}	Time required for the output waveform to change from 0 (100%) to 90 (10%) after input goes from OFF to ON state
Turn-OFF time	t_{OFF}	Time required for the output waveform to change from 0 (100%) to 90 (10%) after input goes from ON to OFF state
Recommended Load Voltage (AC peak / DC)	V_{DD}	Rated load voltage that can be applied between the MOS FET's output terminals

Precautions

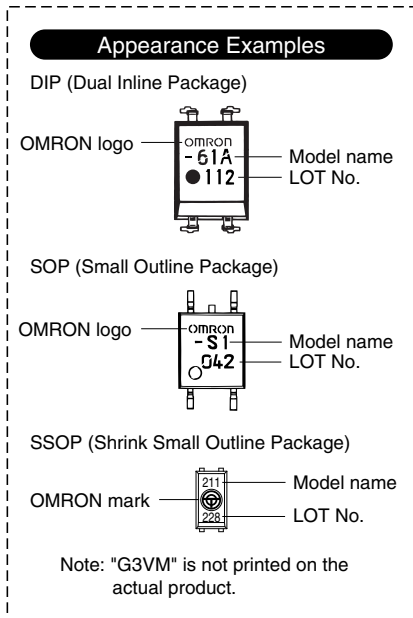
WARNING
Be sure to turn OFF the power when wiring the Relay, otherwise an electric shock may be received.

WARNING
Do not touch the charged terminals of the SSR, otherwise an electric shock may be received.

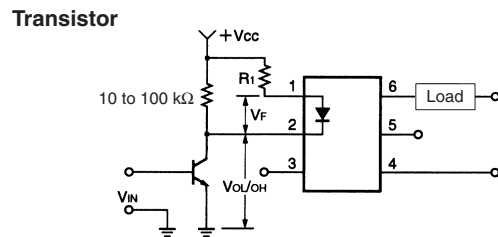
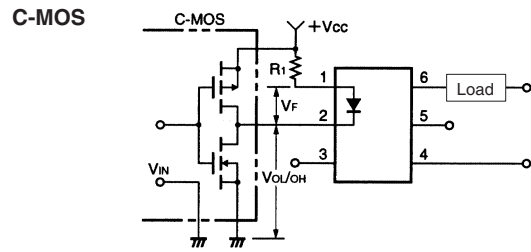
CAUTION
Do not apply overvoltage or overcurrent to the I/O circuits of the SSR, otherwise the SSR may malfunction or burn.

CAUTION
Be sure to wire and solder the Relay under the proper soldering conditions, otherwise the Relay in operation may generate excessive heat and the Relay may burn.

CAUTION
Electrostatic sensitive devices. Keep in original packaging until required to use. Avoid touching device terminals. Take static handling precautions during processing.



Typical Relay Driving Circuit Examples



Use the following formula to obtain the LED current limiting resistance value to assure that the relay operates accurately.

$$R_1 = \frac{V_{CC} - V_{OL} - V_F (ON)}{5 \text{ to } 20 \text{ mA}}$$

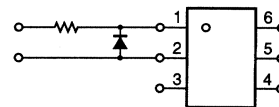
Use the following formula to obtain the LED forward voltage value to assure that the relay releases accurately.

$$V_F (OFF) = V_{CC} - V_{OH} < 0.8 \text{ V}$$

Protection from Surge Voltage on the Input Terminals

If any reversed surge voltage is imposed on the input terminals, insert a diode in parallel to the input terminals as shown in the following circuit diagram and do not impose a reversed voltage value of 3 V or more.

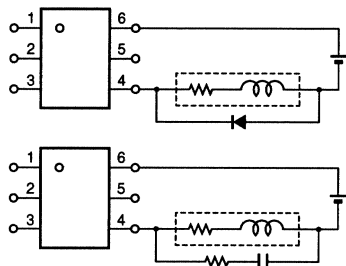
Surge Voltage Protection Circuit Example



Protection from Spike Voltage on the Output Terminals

If a spike voltage exceeding the absolute maximum rated value is generated between the output terminals, insert a C-R snubber or clamping diode in parallel to the load as shown in the following circuit diagram to limit the spike voltage.

Spike Voltage Protection Circuit Example



Unused Terminals (6-pin models only)

Terminal 3 is connected to the internal circuit. Do not connect anything to terminal 3 externally.

Pin Strength for Automatic Mounting

In order to maintain the characteristics of the relay, the force imposed on any pin of the relay for automatic mounting must not exceed the following.



In direction A: 1.96 N
In direction B: 1.96 N

Guidelines for Mounting Devices on PCBs

Cleaning

When ions in the flux enter into the product during soldering, fluctuation in device performance or corrosion may occur. Be sure to wash away any flux residue which contains Cl⁻ or Na⁺ ions.

The following types of solvents are recommended for cleaning the flux:

- Asahi Clean AK-225AES
- Kao Cleanthru 750H
- Pine-Alpha ST-100S

Cleaning Conditions

Cleaning conditions and precautions may vary according to product specifications.

General precautions for dip cleaning

Dipping time varies according to the solvent used.

However, as a general guideline, it is recommended that the dip time be limited to three minutes.

General precautions for ultrasonic cleaning

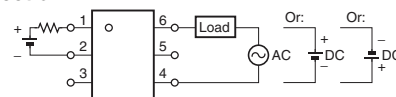
When ultrasonic cleaning is conducted for an excessively long time, contact between the product resin and the metal leads may lessen. Also, excessive ultrasonic stress may cause cracks in the pellet.

It is recommended that the applied stress be minimized.

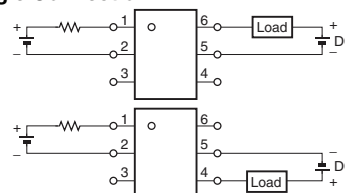
Load Connection

Do not short-circuit the input and output terminals while the relay is operating or the relay may malfunction.

AC Connection



DC Single Connection



DC Parallel Connection



Recommended conditions for standard ultrasonic cleaning

Frequency:	27kHz to 29kHz
Output:	0.25 W/cm ² or less
Time:	30 seconds or less

Temperature: 50°C (may vary according to the type of solvent used)

Cleaning must be conducted with the printed circuit board or device floating on the solvent, so as to avoid direct contact between the PCB or device and the ultrasonic vibrator.

Handling Precautions

Do not touch the device's mark-bearing surface with your hand or with a brush while cleaning or applying cleaning liquid to the device. This may erase device markings. It is important to confirm that neither the solvent used for cleaning nor the cleaning conditions will damage the device package.

■ Solder Mounting

Perform solder mounting under the following recommended conditions to prevent the temperature of the relays from rising, causing possible damage to the relays.

Flow Soldering

Through Hole Packages (Once only)

Solder type	Preheating Temperature	Solder Temperature
Lead solder (SnPb)	150°C, 60 to 120s	260°C, 10s max.
Lead-free solder (SnAgCu)	150°C, 60 to 120s	260°C, 10s max.

Note: It is recommended that the suitability of solder mounting be verified under actual conditions

Reflow Soldering

Surface Mount Packages (Twice max.)

Solder type	Preheating Temperature*	Soldering Temperature*	
Lead solder (SnPb)	140 to 160°C, 60 to 120s	210°C, 30s max.	Peak, 240°C max.
Lead-free solder (SnAgCu)	180 to 190°C, 60 to 120s	230°C, 30 to 50s	Peak, 260°C max.

*Measured from the top surface of the relay package

Note: 1. It is recommended that the suitability of solder mounting be verified under actual conditions

2. Tape cut SSOP's are packaged without humidity resistance. Use manual soldering to mount them.

Manual Soldering (Once only)

Manually solder at 350°C for 3s or less or at 260°C for 10s or less.

SSOP Handling Precautions

Humidity-resistant Packaging

Component cases can crack if surface-mounted components that have absorbed moisture are subjected to thermal stress when mounting. To prevent this, observe the following precautions.

1. Unopened components can be stored in the packaging at 5 to 30°C and a humidity of 90% max. However, they should be used within 12 months.
2. After the packaging has been opened, components can be stored at 5 to 30°C and a humidity of 70% max. However, they should be mounted within 168 hours.
3. If, after opening the packaging, the humidity indicator turns pink to the 30% mark or the expiration date is exceeded, then bake the components while they are still on the taping reel and use them within 72 hours. Do not bake the same components more than once.
Baking conditions: 60 5°C, 64 to 72 hours
4. If the same components are baked repeatedly, then the tape detachment strength will change, causing potential problems when mounting. Use caution when mounting under these conditions.
5. When mounting using dehumidifying measures, always take countermeasures against component damage from static electricity.
6. Do not throw or drop the components. If the laminated packaging material is damaged, airtightness will be lost.
7. Tape cut SSOP's are packaged without humidity resistance. Use manual soldering to mount them.

Omron Electronic Components, LLC

Terms and Conditions of Sales

I. GENERAL

- Definitions:** The words used herein are defined as follows.
 - Terms:** These terms and conditions
 - Seller:** Omron Electronic Components LLC and its subsidiaries
 - Buyer:** The buyer of Products, including any end user in section III through VI
 - Products:** Products and/or services of Seller
 - Including:** Including without limitation
- Offer; Acceptance:** These Terms are deemed part of all quotations, acknowledgments, invoices, purchase orders and other documents, whether electronic or in writing, relating to the sale of Products by Seller. Seller hereby objects to any Terms proposed in Buyer's purchase order or other documents which are inconsistent with, or in addition to, these Terms.
- Distributor:** Any distributor shall inform its customer of the contents after and including section III of these Terms.

II. SALES

- Prices; Payment:** All prices stated are current, subject to change without notice by Seller. Buyer agrees to pay the price in effect at the time the purchase order is accepted by Seller. Payments for Products received are due net 30 days unless otherwise stated in the invoice. Buyer shall have no right to set off any amounts against the amount owing in respect of this invoice.
- Discounts:** Cash discounts, if any, will apply only on the net amount of invoices sent to Buyer after deducting transportation charges, taxes and duties, and will be allowed only if (a) the invoice is paid according to Seller's payment terms and (b) Buyer has no past due amounts owing to Seller.
- Interest:** Seller, at its option, may charge Buyer 1.5% interest per month or the maximum legal rate, whichever is less, on any balance not paid within the stated terms.
- Orders:** Seller will accept no order less than 200 U.S. dollars net billing.
- Currencies:** If the prices quoted herein are in a currency other than U.S. dollars, Buyer shall make remittance to Seller at the then current exchange rate most favorable to Seller; provided that if remittance is not made when due, Buyer will convert the amount to U.S. dollars at the then current exchange rate most favorable to Seller available during the period between the due date and the date remittance is actually made.
- Governmental Approvals:** Buyer shall be responsible for all costs involved in obtaining any government approvals regarding the importation or sale of the Products.
- Taxes:** All taxes, duties and other governmental charges (other than general real property and income taxes), including any interest or penalties thereon, imposed directly or indirectly on Seller or required to be collected directly or indirectly by Seller for the manufacture, production, sale, delivery, importation, consumption or use of the Products sold hereunder (including customs duties and sales, excise, use, turnover and license taxes) shall be charged to and remitted by Buyer to Seller.
- Financial:** If the financial position of Buyer at any time becomes unsatisfactory to Seller, Seller reserves the right to stop shipments or require satisfactory security or payment in advance. If Buyer fails to make payment or otherwise comply with these Terms or any related agreement, Seller may (without liability and in addition to other remedies) cancel any unshipped portion of Products sold hereunder and stop any Products in transit until Buyer pays all amounts, including amounts payable hereunder, whether or not then due, which are owing to it by Buyer. Buyer shall in any event remain liable for all unpaid accounts.
- Cancellation; Etc:** Orders are not subject to rescheduling or cancellation unless Buyer indemnifies Seller fully against all costs or expenses arising in connection therewith.
- Force Majeure:** Seller shall not be liable for any delay or failure in delivery resulting from causes beyond its control, including earthquakes, fires, floods, strikes or other labor disputes, shortage of labor or materials, accidents to machinery, acts of sabotage, riots, delay in or lack of transportation or the requirements of any government authority.
- Shipping; Delivery:** Unless otherwise expressly agreed in writing by Seller:
 - All sales and shipments of Products shall be FOB shipping point (unless otherwise stated in writing by Seller), at which point title to and all risk of loss of the Products shall pass from Seller to Buyer, provided that Seller shall retain a security interest in the Products until the full purchase price is paid by Buyer;
 - Delivery and shipping dates are estimates only; and
 - Seller will package Products as it deems proper for protection against normal handling and extra charges apply to special conditions.
- Claims:** Any claim by Buyer against Seller for shortage or damage to the Products occurring before delivery to the carrier or any claim related to pricing or other charges must be presented in detail in writing to Seller within 30 days of receipt of shipment.

III. PRECAUTIONS

- Suitability:** IT IS THE BUYER'S SOLE RESPONSIBILITY TO ENSURE THAT ANY OMRON PRODUCT IS FIT AND SUFFICIENT FOR USE IN A MOTORIZED VEHICLE APPLICATION. BUYER SHALL BE SOLELY RESPONSIBLE FOR DETERMINING APPROPRIATENESS OF THE PARTICULAR PRODUCT WITH RESPECT TO THE BUYER'S APPLICATION INCLUDING (A) ELECTRICAL OR ELECTRONIC COMPONENTS, (B) CIRCUITS, (C) SYSTEM ASSEMBLIES, (D) END PRODUCT, (E) SYSTEM, (F) MATERIALS OR SUBSTANCES OR (G) OPERATING ENVIRONMENT. Buyer acknowledges that it alone has determined that the Products will meet their requirements of the intended use in all cases. Buyer must know and observe all prohibitions of use applicable to the Product/s.
- Use with Attention:** The followings are some examples of applications for which particular attention must be given. This is not intended to be an exhaustive list of all possible use of any Product, nor to imply that any use listed may be suitable for any Product:
 - Outdoor use, use involving potential chemical contamination or electrical interference.

- Use in consumer Products or any use in significant quantities.
 - Energy control systems, combustion systems, railroad systems, aviation systems, medical equipment, amusement machines, vehicles, safety equipment, and installations subject to separate industry or government regulations.
 - Systems, machines, and equipment that could present a risk to life or property.
- Prohibited Use:** NEVER USE THE PRODUCT FOR AN APPLICATION INVOLVING SERIOUS RISK TO LIFE OR PROPERTY WITHOUT ENSURING THAT THE SYSTEM AS A WHOLE HAS BEEN DESIGNED TO ADDRESS THE RISKS, AND THAT THE PRODUCT IS PROPERLY RATED AND INSTALLED FOR THE INTENDED USE WITHIN THE OVERALL EQUIPMENT OR SYSTEM.
 - Motorized Vehicle Application:** USE OF ANY PRODUCT/S FOR A MOTORIZED VEHICLE APPLICATION MUST BE EXPRESSLY STATED IN THE SPECIFICATION BY SELLER.
 - Programmable Products:** Seller shall not be responsible for the Buyer's programming of a programmable Product.

IV. WARRANTY AND LIMITATION

- Warranty:** Seller's exclusive warranty is that the Products will be free from defects in materials and workmanship for a period of twelve months from the date of sale by Seller (or such other period expressed in writing by Seller). SELLER MAKES NO WARRANTY OR REPRESENTATION, EXPRESS OR IMPLIED, ABOUT ALL OTHER WARRANTIES, NON-INFRINGEMENT, MERCHANTABILITY OR FITNESS FOR A PARTICULAR PURPOSE OF THE PRODUCTS.
- Buyer Remedy:** Seller's sole obligation hereunder shall be to replace (in the form originally shipped with Buyer responsible for labor charges for removal or replacement thereof) the non-complying Product or, at Seller's election, to repay or credit Buyer an amount equal to the purchase price of the Product; provided that there shall be no liability for Seller or its affiliates unless Seller's analysis confirms that the Products were correctly handled, stored, installed and maintained and not subject to contamination, abuse, misuse or inappropriate modification. Return of any Products by Buyer must be approved in writing by Seller before shipment.
- Limitation on Liability:** SELLER AND ITS AFFILIATES SHALL NOT BE LIABLE FOR SPECIAL, INDIRECT, INCIDENTAL OR CONSEQUENTIAL DAMAGES, LOSS OF PROFITS OR PRODUCTION OR COMMERCIAL LOSS IN ANY WAY CONNECTED WITH THE PRODUCTS, WHETHER SUCH CLAIM IS BASED IN CONTRACT, WARRANTY, NEGLIGENCE OR STRICT LIABILITY. FURTHER, IN NO EVENT SHALL LIABILITY OF SELLER OR ITS AFFILIATES EXCEED THE INDIVIDUAL PRICE OF THE PRODUCT ON WHICH LIABILITY IS ASSERTED.
- Indemnities:** Buyer shall indemnify and hold harmless Seller, its affiliates and its employees from and against all liabilities, losses, claims, costs and expenses (including attorney's fees and expenses) related to any claim, investigation, litigation or proceeding (whether or not Seller is a party) which arises or is alleged to arise from Buyer's acts or omissions under these Terms or in any way with respect to the Products.

V. INFORMATION; ETC.

- Intellectual Property:** The intellectual property embodied in the Products is the exclusive property of Seller and its affiliates and Buyer shall not attempt to duplicate it in any way without the written permission of Seller. Buyer (at its own expense) shall indemnify and hold harmless Seller and defend or settle any action brought against Seller to the extent that it is based on a claim that any Product made to Buyer specifications infringed intellectual property rights of another party.
- Property; Confidentiality:** Notwithstanding any charges to Buyer for engineering or tooling, all engineering and tooling shall remain the exclusive property of Seller. All information and materials supplied by Seller to Buyer relating to the Products are confidential and proprietary, and Buyer shall limit distribution thereof to its trusted employees and strictly prevent disclosure to any third party.
- Performance Data:** Performance data is provided as a guide in determining suitability and does not constitute a warranty. It may represent the result of Seller's test conditions, and the users must correlate it to actual application requirements.
- Change In Specifications:** Product specifications and descriptions may be changed at any time based on improvements or other reasons. It is Seller's practice to change part numbers when published ratings or features are changed, or when significant engineering changes are made. However, some specifications of the Product may be changed without any notice.
- Errors And Omissions:** The information on Seller's website or in other documentation has been carefully checked and is believed to be accurate; however, no responsibility is assumed for clerical, typographical or proofreading errors or omissions.
- Export Controls:** Buyer shall comply with all applicable laws, regulations and licenses regarding (a) export of the Products or information provided by Seller; (b) sale of Products to forbidden or other proscribed persons or organizations; (c) disclosure to non-citizens of regulated technology or information.

VI. MISCELLANEOUS

- Waiver:** No failure or delay by Seller in exercising any right and no course of dealing between Buyer and Seller shall operate as a waiver of rights by Seller.
- Assignment:** Buyer may not assign its rights hereunder without Seller's written consent.
- Law:** These Terms are governed by Illinois law (without regard to conflict of laws). Federal and state courts in Cook County, Illinois have exclusive jurisdiction for any dispute hereunder.
- Amendment:** These Terms constitute the entire agreement between Buyer and Seller relating to the Products, and no provision may be changed or waived unless in writing signed by the parties.
- Severability:** If any provision hereof is rendered ineffective or invalid, such provision shall not invalidate any other provision.

Certain Precautions on Specifications and Use

1. **Suitability for Use.** Seller shall not be responsible for conformity with any standards, codes or regulations which apply to the combination of the Product in Buyer's application or use of the Product. At Buyer's request, Seller will provide applicable third party certification documents identifying ratings and limitations of use which apply to the Product. This information by itself is not sufficient for a complete determination of the suitability of the Product in combination with the end product, machine, system, or other application or use. Buyer shall be solely responsible for determining appropriateness of the particular Product with respect to Buyer's application, product or system. Buyer shall take application responsibility in all cases but the following is a non-exhaustive list of applications for which particular attention must be given:
 - (i) Outdoor use, uses involving potential chemical contamination or electrical interference, or conditions or uses not described in this document.
 - (ii) Energy control systems, combustion systems, railroad systems, aviation systems, medical equipment, amusement machines, vehicles, safety equipment, and installations subject to separate industry or government regulations.
 - (iii) Use in consumer products or any use in significant quantities.
 - (iv) Systems, machines and equipment that could present a risk to life or property. Please know and observe all prohibitions of use applicable to this product.

NEVER USE THE PRODUCT FOR AN APPLICATION INVOLVING SERIOUS RISK TO LIFE OR PROPERTY WITHOUT ENSURING THAT THE SYSTEM AS A WHOLE HAS BEEN DESIGNED TO ADDRESS THE RISKS, AND THAT THE OMRON PRODUCT IS PROPERLY RATED AND INSTALLED FOR THE INTENDED USE WITHIN THE OVERALL EQUIPMENT OR SYSTEM.
2. **Programmable Products.** Seller shall not be responsible for the user's programming of a programmable product, or any consequence thereof.
3. **Performance Data.** Performance data given in this publication is provided as a guide for the user in determining suitability and does not constitute a warranty. It may represent the result of Seller's test conditions, and the users must correlate it to actual application requirements. Actual performance is subject to Seller's Warranty and Limitations of Liability.
4. **Change in Specifications.** Product specifications and accessories may be changed at any time based on improvements and other reasons. It is our practice to change part numbers when published ratings or features are changed, or when significant construction changes are made. However, some specifications of the Product may be changed without any notice. When in doubt, special part numbers may be assigned to fix or establish key specifications for your application. Please consult with your Seller representative at any time to confirm actual specifications of purchased Product.
5. **Errors and Omissions.** The information in this publication has been carefully checked and is believed to be accurate; however, no responsibility is assumed for clerical, typographical or proofreading errors, or omissions.
6. **RoHS Compliance.** Where indicated, our products currently comply, to the best of our knowledge as of the date of this publication, with the requirements of the European Union's Directive on the Restriction of certain Hazardous Substances ("RoHS"), although the requirements of RoHS do not take effect until July 2006. These requirements may be subject to change. Please consult our website for current information.

Complete "Terms and Conditions of Sale" for product purchase and use are on Omron's website at <http://www.components.omron.com> – under the "About Us" tab, in the Legal Matters section.

ALL DIMENSIONS SHOWN ARE IN MILLIMETERS.

To convert millimeters into inches, multiply by 0.03937. To convert grams into ounces, multiply by 0.03527.

OMRON®

**OMRON ELECTRONIC
COMPONENTS LLC**

55 E. Commerce Drive, Suite B
Schaumburg, IL 60173

847-882-2288

OMRON ON-LINE

Global - <http://www.omron.com>

USA - <http://www.components.omron.com>